



Duct Sphere by DTI



Internal Structure

It keeps its spherical shape even if the air equipment is not turned on.

Materials

It can be made with any material and any color from the SoftDucts range of options.

Heights & Throws

It is ideal to be placed at great heights (above 33 feet) since its shape and functionality allows the air to have a long range (a 52 feet perimeter).

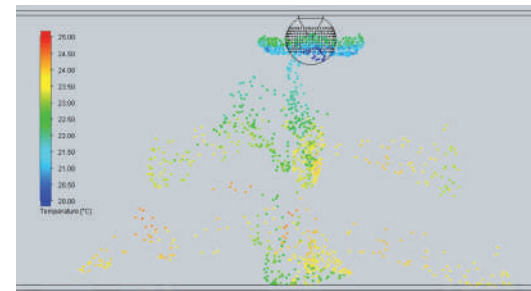
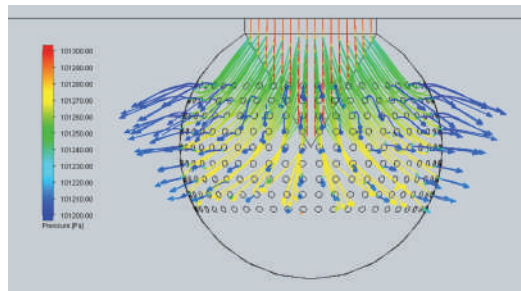
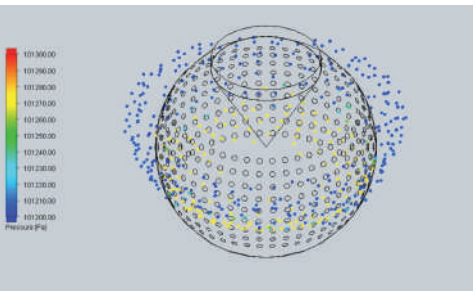
Difussion

You can use the different types of diffusions offered by SoftDucts, it depends on the height you want to place the sphere. The use of Multi-Flow and Inerjet is recommended for this type of application.

Diffusions can be places all along the 360° of the sphere.



The installation is fast and simple since its low weight allows it to be properly maneuver during installation, unlike the hexagonal metal diffuser that is much heavier.



Service / Maintenance

Tel. +1 (512) 387 3846

sales@softducts.com

The sphere duct can also be easily uninstalled for its cleaning and maintenance.

