



COMMERCIAL APPLICATIONS



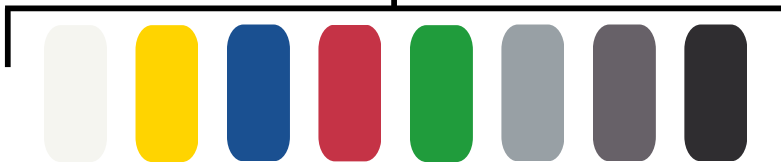
Follow our recommendations for choosing Softducts in commercial spaces

CHOOSING YOUR FABRIC

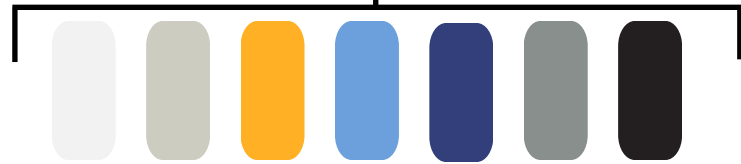
HOW TO CHOOSE YOUR FABRIC:

Since in commercial applications aesthetics is often the key, the choice of fabric could be based on the range of colors we handle in both lines:

POLY 4



MARTS 23



On the general characteristics side, our 2 fabrics work very well in commercial applications, each with the following particularities:

Quality/Standard	Poly 4	Marts 23
Weight	3.67 Oz/Yd ²	8.1 oz/yd ²
Fire resistance	EN 13501-1 B-S1,d0 STANDARD UL 723 NFPA 701	EN 13501-1 B-S1,d0 STANDARD 100 by OEKO-TEX UL 723 NFPA 90A
Operating temperature	Maximum: 140°F Minimum: 14° F	Maximum: 140 °F Minimum: -49 °F

In the "fabrics" section you can find the complete spec sheet of each one, as well as the whitepaper

CHOOSING YOUR DIAMETER

DIAMETERS AND SHAPES

Diameters are determined by:

- Inlet Velocity
- Noise Requirements
- Space Requirements

We recommend using our calculator to verify the diameter you want to use and our engineering team always checks that the project has no problems in terms of optimal project performance.

Shapes:

The optimal shape to transport a fluid is circular, since it has the largest area of conduction and the smallest surface friction.

However, for aesthetic cases or problems with limited space, different shapes can be used such as: circular, half-round, quarter-round and elliptical duct.

For commercial applications, circular and half-circular shapes are recommended for their aesthetic properties.




CHOOSING THE SUSPENSION SYSTEMS

Our recommendation is that for a commercial space, which normally looks aesthetically pleasing, our hybrid hook with cable or rail should be used.

When the suspension is chosen by means of cable and hybrid hook, the straps and the hook will be the same color as the duct. The customer can also choose a customization and combination with the colors we have available.



Hybrid hook with cable



Glide rail




Example of PVC rail colors

CHOOSING SPECIAL APPLICATIONS

KEEP THE SHAPE

For some projects it is important that the duct does not lose its shape because it will be exposed and must look good all the time. Keep the shape by SoftDucts is the solution we propose in these cases.

The internal frame work consists of removable 360-degree aluminum (or plastic) rings that maintain the duct tensioned and taut even when the AHU is not powered on.





CHOOSING THE COLOR

We suggest using color psychology for the spaces where the SoftDucts will be installed. For example, in a fast food area it could be yellow, while for a department store it could be black or gray to maintain neutrality and elegance.

White

Purity
Cleanliness
Happiness
Hope

Grey

Conservative
Reliability
Stability
Neutral color,
perfect for
background

Yellow

Positivity
Optimism
Energy
Perfect for point
of sale
messaging

Blue

Calm
Peace
Patience
Security

Black

Elegance
Glamour
Confidence
Power

Red

Action
Attention
Warmth
Passion

Green

Nature
Healing
Freshness
Quality

Purple

Royalty
Luxury
Spirituality
Ambition

CHOOSING THE COLOR

Another way to match the duct color is to respect the color palette of the space. The SoftDucts can be as visible or as discreet as the project requires.



GALLERY

